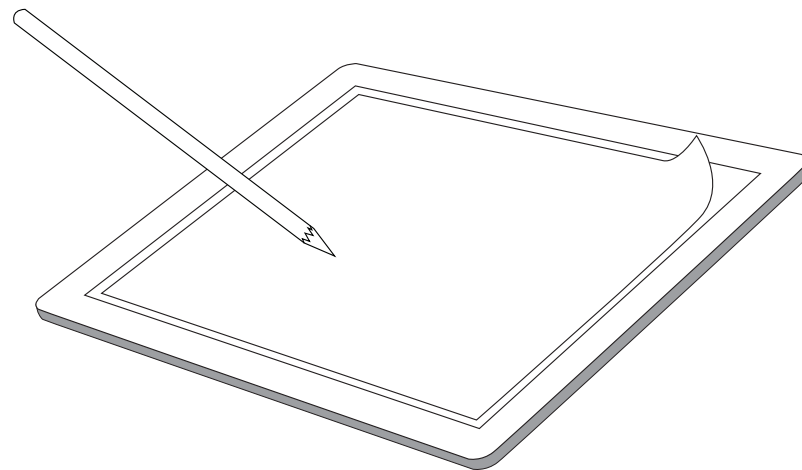




# XP-Pen LED Light Pad

## CP Series A4 Manual



XP-Pen

Any questions, please contact us

Skype: XP-Pen

Web site: [www.xp-pen.com](http://www.xp-pen.com)

Mail: [service@xp-pen.com](mailto:service@xp-pen.com)



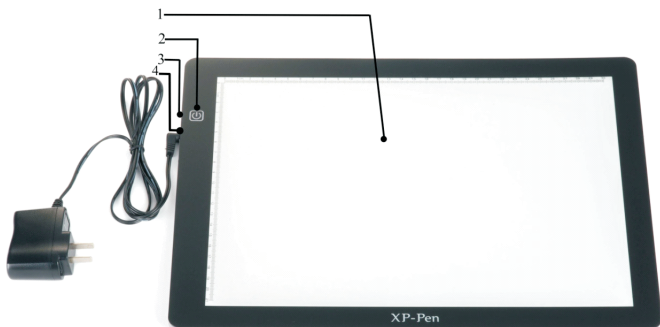
[www.xp-pen.com](http://www.xp-pen.com)

# User Manual

Thank you for purchasing the XP-Pen CP A4 LED light pad. XP-Pen is dedicated to designing and creating high quality products that are environmentally and human friendly. The CP A4 LED light pad adopts backlight technology of the LED, the cold light source and gentle light protect your eyes.

## 1. How to use the CP A4 LED light pad?

(1) Please check if all the included items are in the box.



- 1. Active area
- 2. Touch switch button
- 3. LED
- 4. Power jack

(2) Take out the copy pad and power adapter, insert the power adapter into an AC outlet.



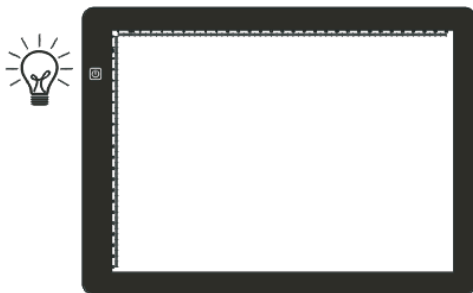
(3) Plug the power adapter into the power input jack of the light pad, then press the touch switch button briefly to turn the light pad on; press the touch switch button briefly again to turn the light pad off.



- (4) Brightness adjustment: when the light pad is on, press the switch touch button continuously, which will toggle the light/dark adjustment settings of the screen. When you have chosen your ideal brightness, simply stop pressing the switch touch button and the light pad will now be set to that brightness.



- (5) Whenever you turn the light pad on, it will set the screen brightness automatically to your last setting.



#### Notes:

- (1) **When you plug the power adapter into the power jack and the CP A4 LED light pad is turned off, the blue LED light will turn on.**
- (2) **When you turn on the CP A4 LED light pad, the blue LED light will turn off.**

## 2. CP A4 LED light pad product features

- (1) The XP-PEN LED Light Pad utilizes LED backlight technology. The Cold light source is gentle to protect your eyes from harmful damage over prolonged use. The light pad has little to no heat generation, providing a consistent comfortable working temperature for long-term operation. High-quality acrylic panel of ideal hardness and high light transmittance, having the advantage of long serving life.
- (2) XP-PEN LED Light Pad contains a touch Intelligent IC wafer inside the light guide panel, which has the best screen brightness memory function, adjusting the brightness as required. It has the advantage of fashionable appearance, energy conservation, convenience and considerate design.

### 3. CP A4 LED light pad Specifications :

LED Light Pad-A4	
Dimension(L x W x H)	360 x 265 x 7mm
Active area	12.4" x 8.6"
Scale size	A4(315 x 220mm)
Working surface	PC
Light source	LED
Working voltage	DC 12V
Electric current	500mA
Guide light way	High-quality acrylic light panel
Scale size	Yes
Net weight	0.79 KG
LED life cycle	6500-7000K
Power cable length	2m
Working temperature	Active area no more than 30℃, marginal area no more than 37℃
Maximum life time	60000 hours
Warranty	15 months
Characteristics	Eye-Protection, Ultra-thin, Intelligent adjustment, Memory function
Power adapter	100-220V, 50/60Hz
Rated power	5W
Light intensity	30-2000cd/m <sup>2</sup>
Color rendering index	72

### 4. Friendly Reminder

- (1) The first time you use this product, if the switch touch button doesn't function, disconnect the power cable, and then reconnect the power cable 5 seconds later. The IC wafer will re-identify the panel and generate memory to work properly.
- (2) If the switch touch button's sensitivity is weak: cut off the power switch, and gently press the switch touch, then reconnect the power.
- (3) If the light source does not shine or shines partly, there is possibly mechanical malfunction. Please do NOT disassemble the product, but return it to the factory or your local after-sales service center for maintenance.
- (4) The grid voltage must be within the voltage range set by the power adapter.

### 5. Safety Tips:

- (1) The light pad should be kept away from heat sources such as radiators, ovens, stoves, microwaves, etc.
- (2) Do not use or place the light pad in areas with moisture, corrosion, high temperature, dust, strong magnetic interference, etc.
- (3) Avoid the light pad from being beaten, hit, squeezed, severe vibration, etc. , in order to prevent damage to the product.
- (4) This product contains small parts, keep it away from small children and animals.
- (5) Do not dismantle the parts of the product; If damages are caused, the warranty will be invalid.

## **6. After-sales service:**

- (1) 15-month-warranty from the date of purchase.
- (2) In the case that your device breaks down or is destroyed for any reason that goes against the operation instructions such as dismantling the device, collision, impact with the water, fire, Lightning and earthquake, etc. NO free warranty service will be provided.

**Any questions, please contact us:**

**Skype: XP-Pen**

**Web: [www.xp-pen.com](http://www.xp-pen.com)**

**Email: [service@xp-pen.com](mailto:service@xp-pen.com)**